



# "OUT AND ABOUT IN VK5"

Issue 21, July 2016

## Welcome



Hi all, and welcome to Issue 21, July 2016, of 'Out and About in VK5'. This newsletter focuses on VK5 activities relating to Summits on the Air (SOTA), Parks (including WWFF and the VK5 Parks Award), portable operation, QRP, pedestrian mobile, mobile, etc.

As we are well and truly into winter, SOTA & Parks activations have certainly slowed down as you would expect. But Ian VK5CZ has been flying the SOTA flag whenever possible, and I headed down to Mount Gambier in the South East for the annual convention for the South East Radio Group & the National Fox Hunting Championships. Whilst down there I snuck in a little park activating.

I was asked to deliver 2 presentations during June, focusing on operating portable. The first was to the South Coast Amateur Radio Club (SCARC) and this was followed by a talk out at the Amateur Radio Experimenters Group (AREG). If you would like a presentation at your club, don't hesitate to contact me.

If you have any information that you would like to see in the next issue, please drop me an email at.....

[vk5pas@wia.org.au](mailto:vk5pas@wia.org.au)

Best 73 and happy activating/chasing/hunting.  
Paul, VK5PAS.


## **Contents.**

A sunspot free sun	4
Australia’s most isolated SOTA peak	4
SOTA at Yunta	5-9
Freeze your Butt Off Contest	9
Relaying signal reports	9
FCC to investigate noise	10
FISTS Downunder	10
Submitting your logs for WWFF	10
2016 VKFF Activation Weekend	11
Another VK5 qualifies for KRMNPA	11
WIA Awards	12
Promotional video for VK5 Parks Award	12
Recent Park Activations	12-14
Recent SOTA Activations	14
New VK5 Parks Yahoo members	14-15
More SOTA activity	15-17
VK5FMAZ QSL card for Norfolk Island	17
Endangered birds	18
New VK5 Parks Facebook members	18
Recent Award recipients	19-21
ZLFF Facebook site	22
Carrying batteries aboard aircraft	22
Trip to the South East	22-23
VKFF Team Championship 2016	23-24
RumLog2Go	25

Trig point Facebook site	25
Ozipole MK II	25-29
New phase for the sun	30
Talk at AREG	30
Slow Morse sessions	30
KRMNPA Weekend	31
Chasing overseas SOTA & WWFF	31-32
Latest videos	32

## A sunspot free sun

By Paul VK5PAS



Propagation has certainly been very patchy over the past few months. Close in propagation has been non existent at times.

Well during the month of June the sun was without sunspots. Yes, that's right. NO sunspots!

For more information please see....

<http://qrznow.com/sun-is-sunspot-free-for-fifth-straight-day/>

And another excellent article to read is from Sky & Telescope. Here is the link.....

<http://www.skyandtelescope.com/astronomy-news/the-weakest-solar-cycle-in-100-years/>

## Australia's most isolated SOTA peak

By Paul VK5PAS

In the last issue of 'Out and About' I floated the question as to what was Australia's most isolated SOTA peak.

There were quite a few responses on the VKFF & SOTA Facebook site. Of course there were a few comments querying what the criteria was....geographical distance from nearest large town....time required to get to the summit.

And yes I was aware it had been discussed last year on the SOTA Australia Yahoo group.

[https://au.groups.yahoo.com/neo/groups/SOTA\\_Australia/conversations/topics/13866](https://au.groups.yahoo.com/neo/groups/SOTA_Australia/conversations/topics/13866)

The question was to stimulate a bit of discussion and I understand is very subjective.

Here are some of the responses from Facebook.....

- Ball Pyramid VK9/ LH-003
- Jacky Jacky VK9/ NO-022
- VK9/ CH-001
- VK2/ UW-012
- VK5/ SE-131
- VK4/ G-001
- VK6/ PI-037
- Mount Meharry WA
- Maatsuyker Island VK7/ SW-162

## SOTA at Yunta

By Ian VK5CZ & Hugh VK5NHG

Hugh VK5NHG and Ian VK5CZ with thanks to Hugh organised another SOTA trip to Yunta so we could collect some more activating points for 6 summits in the area. We booked two nights accommodation at the Yunta Pub which is a great place to stay and central to where we go once there. This time Hugh found a easier way to get to Pualco Range the first summit for Friday which is on the way to Yunta with a 100 km detour. We headed east from Burra this time and some park activators would know the road out past Red Banks was the way we went to start then turned north some kilometres out that road. We ended up at the private property gate all the same then proceeded to follow the fence line track which takes you to Pualco.



This is old man emu keeping pace with us. Hugh is good at finding the line.



Great views from near the top. Hugh working his Chasers.



Unfortunately it started to rain as I was activating and we had the KX3 with us so I was worried about it getting wet so we packed up quickly to get off the hill. Thanks to all the chasers we made several contacts on ssb and cw.

Once back at Mitsi we had a snack then headed to Yunta along some station tracks taking about 1 hour to reach Yunta I was feeling a bit hungry as I had forgotten to put some lunch in my bag lucky they have good tucker at the BP in Yunta.

We headed out west to Tetalpa Station to activate Waroonee Hill as a second summit for the day but it was raining and we decided not to bogg up the tracks or get stuck out there so we headed back to Yunta as the heavy rain set in.

Karkala Ridge is the other summit we missed out on activating because the rain made the tracks too wet, no one was complaining about the rain as it has been very dry up north.

Next day we headed out to VK5/NE-095 known as "The Bluff" to the locals which is east of Yunta and we had to go along the Barrier Highway for some distance to get the good road to take us out there.



This is guna hurt climbing up there. Stick at it and it can be done.

We had good band conditions this time on 40m and Hugh had a steady pile up on ssb chasing him then it was my turn and I made some ssb and cw contacts.





Hugh working the pile up. Ian doing the same.

The afternoon summit was Oulnina Hill which is a long 4x4 climb along the top of the range via a rocky track with the legendary rock step half way along. After a plan of attack and working out the right line to keep Mitsi's under carriage safe from the rock step it did it easy really. We had to roll some big loose rocks someone else had disturbed out of our way then we made it safely up as far as we could drive before a short walk to the summit. This time we were able to activate from the eastern side which is a nicer view, other times it has been very windy so we headed bush to the western side.



Nice cool afternoon flags full of wind. Hugh working Chasers.



Rather a long way to fall off the edge. My view on the way down.



We made lots of contacts on 40m ssb and cw again but no dx, a contest was on 20m.

With more public relations back at the Pub and a good feed and sleep we were on the way home early and called into Nackara Hill about 40 km south of Yunta.



This is the starting point for our walk. This is the view after some effort.



Great operating position by this old tree out of the wind .

I was able to receive the WIA news broadcast from VK5RMN on my VX8G from here and they even heard my call back signal with only a few watts and small antenna.





Mike VK5MCB was net control.

Both Hugh and I made lots of contacts on 40m ssb and cw so thanks to the chasers.

We may need to make another trip to Yunta to catch up the two summits we did not get so another trip will be worked out when we both get some time to try again.

Cheers from Ian VK5CZ and Hugh VK5NHG.

## Freeze your Butt Off Contest

By Paul VK5PAS

The inaugural Freeze Your Butt Off (FYBO) Contest was held on Sunday 26<sup>th</sup> June 2016. I headed up to the Ettrick Conservation Park in the Murray Mallee, and although not as cold as some of the VK'3 who went out into the snow, it was still 8 degrees C when I set up. I stuck around for the 6 hour period, and spent the last 1 hour underneath the bothy bag, trying to stay dry from the rain. For more information, please check out my Wordpress site at.....

<https://vk5pas.org/2016/06/26/ettrick-conservation-park-5cp-267-and-vkff-1029-and-fybo/>



## Relaying signal reports

By Paul VK5PAS

The issue of relaying signal reports has raised its ugly head again. Please DO NOT relay signal reports for activators and chasers/hunters who are trying to work each other.

You may think you are helping, but in fact by doing so, you make the contact invalid.

## FCC to investigate noise

By Paul VK5PAS

The FCC in the USA is to investigate raised RF noise floor. For more information check out the following links.....

<http://hackaday.com/2016/06/21/fcc-to-investigate-raised-rf-noise-floor/>

<http://www.arrl.org/news/view/fcc-technological-advisory-council-initiates-noise-floor-inquiry>

<http://www.fistsdownunder.org/>

FISTS Dowunder also have a Facebook site which can be found at.....

<https://www.facebook.com/groups/1765058520392148/>

## Submitting your logs for WWFF

By Paul VK5PAS



## FISTS Downunder

By Paul VK5PAS



FISTS Downunder supports the use, preservation and education of Morse code. The club is devoted exclusively to CW operators, CW operating and people who are passionate about Morse code.

The FISTS Down Under website can be found at.....

There has been quite a bit of discussion lately about park activators not submitting their logs for upload to WWFF Logsearch.

If you've worked an activator and find that the log has not been uploaded, please try sending a polite email to the amateur explaining the WWFF system and nicely asking them if they would please provide their log.

Please remember, that unless your activator log is uploaded to Logsearch, you as the activator cannot claim the park. Nor can any of the hunters who worked you.

## 2016 VKFF Activation Weekend

By Paul VK5PAS

A reminder that the 2016 VKFF Activation Weekend will be held on.....

**Saturday 26<sup>th</sup> and Sunday 27<sup>th</sup>  
November 2016.**

Last years inaugural VKFF Action Weekend (held in November just gone), saw a total of 51 amateurs venture out to activate 77 unique parks all across Australia. There were over 3,200 QSOs made over the 2 day period.

Again, please drop me an email should you be intending on activating a park.....

[vk5pas@wia.org.au](mailto:vk5pas@wia.org.au)



**World Wide Flora Fauna (WWFF)**

**VKFF Activation weekend.**

**Saturday 26<sup>th</sup> & Sunday 27<sup>th</sup>  
November 2016**



If you do intend to intend to activate a park on this weekend, please send an email to Paul VK5PAS, at..

[vk5pas@wia.org.au](mailto:vk5pas@wia.org.au)

## Another VK5 qualifies for KRMNPA

By Tony VK3VTH

I am pleased to advise we have another approved KRMNPA **Hunter Merit Award** issued ..... The successful applicant is well known VK5 Hunter and Activator **Adrian VK5FANA** from the Yorke Peninsula.

Adrian began his campaign with a logged contact with Julie VK3FOWL during the infamous Joe and Julie VK3 National Parks road trip (December 2014) and logged the final Park #45 following a contact with Rob VK4AAC/3 (April 17) who was activating Burrowa-Pine Mountain National Park in the states north east. (It can be said that Rob is undertaking an equally infamous road trip!)

So it's a "well done" and congratulations to Adrian. Logging 45 VK3 National Parks is an excellent achievement.

Adrian's KRMNPA Merit Award plaque is currently in production and will be forwarded, along with his Certificate, very soon.

Thanks to all activators who helped Adrian on the way including the many SOTA activators operating from VK3 National Parks. It's a team effort.

Again "well done" Adrian.

73 Tony VK3XV

## WIA Awards

By Paul VK5PAS

Congratulations to the following.....

### Adrian VK5FANA

Adrian was awarded a WIA Presidents Commendation certificate

### Damien VK5FDEC

Damien was awarded a Foundation Award certificate.

## Promotional video for VK5 Parks Award

By Paul VK5PAS



Here is a little promo video I have put together for the VK5 Parks Award.....

<https://youtu.be/ovguZtR8KUQ>

## Recent Park Activations

June was a quiet month for park activations. Not surprising considering the weather.

Here is a list of recent park activations by VK5's (that I am aware of).....

- Camooweal Caves National Park QLD VKFF-0073, Stef VK5HSX/4 (26/6/2016)
- Mount Brown Conservation Park 5CP-145 & VKFF-0914, Les VK5KLV/p (26/6/2016)
- Mount Brown Conservation Park 5CP-145 & VKFF-0914, Peter VK5KPR/p (26/6/2016)
- Ettrick Conservation Park 5CP-267 & VKFF-1029, Paul VK5PAS/p (26/6/2016)





- Porcupine Gorge National Park QLD VKFF-0418, Stef VK5HSX/4 (19/6/2016)
- Cleland Conservation Park VKFF-0788, Nigel VK5NIG/p (14/6/2016)
- Dalrymple National Park QLD VKFF-0131, Stef VK5HSX/4 (14/6/2016)
- Grass Tree Conservation Park 5CP-080 & VKFF-0885, Paul VK5PAS (13/6/2016)
- Talapar Conservation Park 5CP-222 & VKFF-1103, Paul VK5PAS (13/6/2016)
- Fairview Conservation Park 5CP-065 & VKFF-0879, Paul VK5PAS (13/6/2016)



- Carpenter Rocks Conservation Park 5CP-038 & VKFF-1018, Paul VK5PAS (12/6/2016)
- Telford Scrub Conservation Park 5CP-226 & VKFF-0805, Paul VK5PAS (11/6/2016)
- Dingley Dell Conservation Park 5CP-056 & VKFF-1025, Paul VK5PAS (11/6/2016)
- Aberdour Conservation Park 5CP-001 & VKFF-0994, Paul VK5PAS (10/6/2016)
- Christmas Rocks Conservation Park 5CP-266 & VKFF-1020, Paul VK5PAS (11/6/2016)
- Kelvin Powrie Conservation Park 5CP-103 & VKFF-0899, Paul VK5PAS (11/6/2016)

For more information on the VK5 National & Conservation Parks Award please have a look at.....

<http://www.vk5parks.com/>

And for more information on the World Wide Flora Fauna (WWFF) program, please have a look at.....

<http://www.wwffaustralia.com/>

## Recent SOTA activations



Ian VK5CZ kept flying the flag here in VK5 for SOTA, along with some activations in Victoria by John VK5BJE.

Here is a list of known recent VK5 SOTA activations.....

- Mount Brown VK5/ NE-014, Ian VK5CZ/p (19/6/2016)
- Richmond Hill VK5/ NE-089, Ian VK5CZ/p (18/6/2016)
- The Devils Peak VK5/ NE-0870, Ian VK5CZ/p (18/6/2016)
- Mount Lofty VK5/ SE-0050, Nigel VK5NIG/p (14/6/2016)
- Illawarra Hill VK5/ SE-014, Ian VK5CZ/p (13/6/2016)

- Mount Gawler VK5/ SE-013, Nigel VK5NIG/p (10/6/2016)

For more information on SOTA in VK5, please check out.....

<http://www.sota.org.uk/Associations/viewAssociation/prefix/VK5>

## New VK5 Parks Yahoo members

By Paul VK5PAS



Welcome to the following new members of the VK5 Parks Yahoo group.....

- Robert VK5AFZ

A reminder that the VK5 Parks Award Yahoo group can be found at.....

<https://au.groups.yahoo.com/neo/groups/sanpcpa/info>

It is a great way to keep up to date with the latest news, who is activating what park and when, etc.

It is FREE and EASY to join. Why not check it out and consider joining.

The 3<sup>rd</sup> anniversary activation weekend for the VK5 Parks award is coming up early next year.

## More SOTA activity

By Ian VK5CZ

Since I started SOTA at the end of 2012 I have finally arrived at 501 activating points.

The first summit to activate was Richmond Hill the easiest hike as a warm up for the harder walks later in the weekend. With the hill completely covered in low cloud and lots of rain on the way there I was prepared to get wet but as it turned out the rain eased up while i was activating.



Richmond Hill covered in cloud.



Had to innervate to keep my gear dry and a shopping bag did the trick nicely.

Headed for my next summit which is Devils Peak to find it covered in cloud also but the weather was starting to fine up.



This is an impressive rock up lift and I must admit I don't activate up there it's too dangerous and no where to put up an antenna .





A great view out to the north.



This has been my perch when activating this summit if this old tree breaks off I will have to find another spot.

I did get a short period of sun shine but the rain soon rolled in as i was going down off the summit .

Had an interesting night in Quorn which was without power for a long period and it is amazing how we rely on techno toys to keep us amused . My laptop my low on battery I had to go for a drive to keep warm in the evening as I had no heating in the cabin. My phone was half dead from all the spotting and use during the day and I was expecting to be charging every

thing over night. Another reason for driving around was to charge my phone for the next day.

I might as well fess up now and tell you all I locked myself out of the cabin the next morning and had to wait for the Park owners to get out of bed to let me back in. It was lucky I unlocked my Ute to run a bit more charge into my phone and was fully dressed other wise it could have been a cold time . This mistake put me a couple hours behind getting to my next summit so the pressure was on to dig in on the hike.




Sorry I don't have many photos on my Mt Brown activation my old battered camera was not working that well either another device I never got charged due to the power outage. This point here is 2 km into the hike and the track was quite slippery to walk on so I made up a couple hiking sticks from a tree branch I found and that helped me a lot.

I made the summit in 1 hour 40 minutes which must be a record for me and made a quick contact with Pat and John in Whyalla simplex on 2m. The large viewing tower at the top has lots of information and history of Mount



Brown which was climbed on 10th of March 1802 by a party led by Robert Brown who was on Flinder's ship Investigator.

They walked in from Spencer Gulf so that makes my 6 km walk from the Ute easy along a made walking track.



This was the last shot before my camera died looking north at Richmond Hill and Devils Peak and Dutchman in the back ground .

I made lots of QSO's thanks to all the chasers on 40 and 20m ssb and cw over the weekend and a S2S with Brian vk3mcd and VKFF contacts with Les vk5klv and Peter vk5kpr and z1byz being the only dx for me.

Thanks everyone for chasing and helping me gain some more points to make 501 .

Ian vk5cz

## VK5FMAZ QSL card for Norfolk Island

By Paul VK5PAS

Marija VK5FMAZ has a ‘portable’ QSL card available for her activations on Norfolk Island.

If you would like a card, please send your QSL card to:

Marija Simmonds,

PO Box 169,

Mount Barker,

S.A. 5251

No SSAE is required.



## Endangered birds

By Paul VK5PAS

During May, a further 14 birds were added to the National Threatened Species List.

This includes the following birds found in South Australia.....

- Australasian Bittern
- Eastern Curlew
- Regent Honeyeater
- Mallee Emu-wren
- Hooded Plover
- Swift Parrot
- Orange-bellied parrot



More information can be found on the birdlife Australia website at.....

<http://www.birdlife.org.au/>

## New VK5 Parks Facebook members

By Paul VK5PAS



The VK5 Parks Facebook site now has a total of 89 members all across Australia, Europe & USA.

Welcome to the following new members to the site....

➤ NIL for this period

The VK5 Parks Award Facebook site can be found at.....

<https://www.facebook.com/groups/528980233908284/>

## Recent Award recipients

By Paul VK5PAS



Here is a list of VK5's who have recently qualified for SOTA, WWFF, VKFF, VK5 Parks, and KRMNPA awards.

Interstate recipients of the VK5 Parks Award are also included.

If you do receive a certificate, please drop me an email to let me know, with preferably a copy of the certificate, so I can include it here.


[vk5pas@wia.org.au](mailto:vk5pas@wia.org.au)

### Summits on the Air (SOTA)

- **NIL known**

### World Wide Flora Fauna (WWFF)

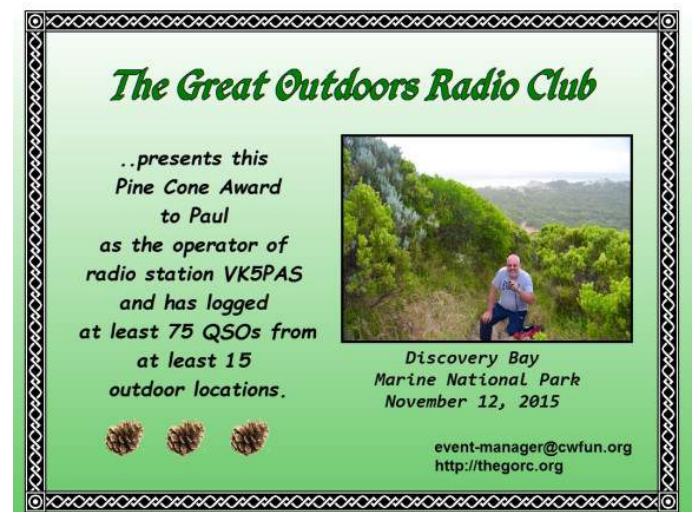

- **Adrian VK5FANA**
  - Murray River Parks Hunter-30
  - Global Hunter 352
  - VKFF Hunter Honour Roll 350



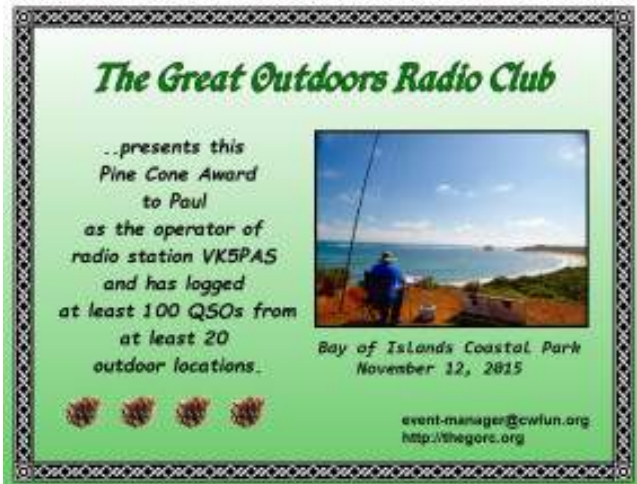




- Paul VK5PAS
  - DXFF 6
  - Park to Park 132
  - VKFF Activator Honour Roll 100
  - Pine Cone -15
  - Pine Cone – 20
  - Pine Cone – 25
  - Norfolk Island Award







- **Stef VK5HSX**

- VKFF Hunter Honour Roll 150



- **Charlie VK5KDK**

- Platinum VKFF Hunter


### VK5 Parks Award

- **NIL for this period**

### Keith Roget Memorial National Parks Award.

- **Adrian VK5FANA**

- Worked all 45 Victorian NPs.



## ZLFF Facebook site

By Paul VK5PAS



A reminder that there is a ZLFF Facebook site.  
It can be found at.....

<https://www.facebook.com/groups/1387753918190265/>

## Carrying batteries aboard aircraft

By Paul VK5PAS

I have placed some info on my Wordpress site re my recent experiences with carrying LiFePO<sub>4</sub> batteries aboard aircraft. You can read more here.....

<https://vk5pas.org/2016/06/18/carrying-batteries-on-board-aircraft/>


## Trip to the South East

By Paul VK5PAS

In June I headed down to the South East of VK5 to attend the South East Radio Group's annual convention/hamfest & the National Foxhunting championships. This is a great event which I attend each year. This year I delivered a presentation on the WIA to around 75 people prior to their Sunday night dinner.



Whilst away I activated 9 parks for the WWFF & VK5 Parks programs, and made 499 contacts. Many of these parks had never previously been activated for the WWFF program. I also had a few hours in the VK Shires Contest.



The following parks were activated.....

1. Kelvin Powrie Conservation Park VKFF-0899 & 5CP-103 - 34 QSOs.
2. Christmas Rocks Conservation Park VKFF-1020 & 5CP-266 - 52 QSOs.
3. Aberdour Conservation Park VKFF-0994 & 5CP-001 - 28 QSOs.
4. Dingley Dell Conservation Park VKFF-1025 & 5CP-056 - 56 QSOs.
5. Telford Scrub Conservation Park VKFF-0805 & 5CP-226 - 54 QSOs.

6. Carpenter Rocks Conservation Park VKFF-1018 & 5CP-038 - 102 QSOs.
7. Fairview Conservation Park VKFF-0879 & 5CP-065 - 62 QSOs.
8. Talapar Conservation Park VKFF-1103 & 5CP-222 - 54 QSOs.
9. Grass Tree Conservation Park VKFF-0885 & 5CP-080 - 57 QSOs.

If you would like to see more photos & info on each of these activations, you can check out my Wordpress site at.....

<http://vk5pas.org/>

## VKFF Team Championship 2016

By Paul VK5PAS

The VKFF Team Championship will be held on **Sunday 16<sup>th</sup> October 2016 between 0000 UTC and 0600 UTC.**

- Create a team of 2 or more amateurs (maximum of 4)
- Create a name for your team (please be sensible)
- Register your team with the VKFF co-ordinator, Paul VK5PAS (failing to register will make your activation void for the VKFF Team Championship).
- Activate from a qualifying VKFF park.



- Make as many contacts as possible within the 6 hour period (0000 UTC - 0600 UTC).
- Stay in the park for as long as you like.....6 hours, 3 hours, 1 hour. What ever you choose.
- Operate on as many bands (excluding the WARC bands) as desired (but remember VKFF rules, in that repeaters, IRLP, Echolink do not count for valid VKFF QSOs).
- Operate as many stations as you would like, e.g. one op on 40m, another on 10m, etc.
- Ensure you abide by all VKFF rules.
- There is no requirement for a contest exchange, e.g. 5/9 001.
- Suggested call: *CQ VKFF Team Championship*
- At the end of the VKFF Team Championship, submit your log to the VKFF co-ordinator, Paul VK5PAS.
- The log **MUST** be in ADIF format or by using the CSV file template.

A variety of prizes are on offer. Sponsors include.....

- **Pages of Cobram**
- **SOTABeams**



More information can be found on the WWFF Australia website at.....

<http://www.wwffaustralia.com/>

**VKFF TEAM CHAMPIONSHIP**

**Sunday 16<sup>th</sup> October 2016**  
**0000 UTC - 0600 UTC**

**What is it all about?**.....Over a 6 hour period, teams of amateurs compete against each other, with the goal of obtaining the most number of contacts, whilst activating from a qualifying VKFF park.

**How do I take part?**.....Create a team of 2 or more amateurs. Come up with a name for your team. Register with VK5PAS, VKFF co-ordinator. Head out to a qualifying VKFF park and compete against other teams of activators.

**Prizes**.....The winning team will receive a glass etched trophy. Second & Third place certificates will be awarded. Each team member will also receive a participation certificate.

**More information?**.....Detailed information on the VKFF Team Championship can be found on the WWFF Australia website at.....  
<http://www.wwffaustralia.com/>



## RumLog2Go

By Ben VK7BEN

Hi All,

Those of you with an iOS device may be familiar with the RumLog2Go mobile logging platform and it's range of features including user-defined ADIF Fields.



I'm really excited to say that after a quick contact with DL2RUM, he is planning to add MY\_SIG and MY\_SIG\_INFO ADIF fields in as a definable option, meaning there will be WWFF support baked into the app! I think this is fantastic news! to quote DL2RUM "I'll add it in ASAP".

For those not familiar with the app, here is a link to his homepage:

<http://www.dl2rum.de/rumsoft/RUMlog2Go.html>

Available on the  
App Store

Cheers All

Ben, VK7BEN

## Trig point Facebook site

By Paul VK5PAS

I was recently sent a message via my Wordpress site asking if I was prepared to share one of my posts on trigpoints on a new Facebook site dedicated to Trig Stations.

So I visited the new site and it is extremely interesting. It is entitled 'Trig Stations of Australia & New Zealand. It can be found at.....

<https://www.facebook.com/TrigStation/>

## The 'Ozipole Mk II', a portable multiband dipole

By Bob VK5AFZ

**Editors note: The full PDF version of this story can be located in the files section of the VK5 Parks Award Yahoo group.**

Many amateurs might be familiar with the “Ozipole”, a small portable loaded dipole for the 40 m to 6 m bands. It was designed by Peter VK2EVB and supplied as a kit by the Mid North Coast Amateur Radio Group. More information can be found at their website [www.mncarg.org](http://www.mncarg.org). This is a description of a version which was built from parts obtained mostly from hardware and salvage suppliers and garage sales. This modified version includes capacitance loading elements and a balun at the feedpoint, with the aim of improving bandwidth, efficiency and matching to the transmission line. The total cost for the antenna was about \$ 100.

## PARTS LIST :

### Antenna Parts

2 x Black Poly Riser pipes, 15 mm Ø x 900 mm, threaded both ends  
 2 x Brass Pipe Couplings, 2 x 15 mm Ø female  
 2 x Brass Reduction Bushings, 15 mm male to 6 mm Ø female  
 2 x Brass Nipples, 6 mm Ø male  
 12 x Brass Machine Screws, 3 mm x 25 mm  
 1 x Brass tube, 4 mm Ø x 300 mm  
 8 x Brass tubes, 3mm Ø x 300 mm  
 2 x Telescopic Whips, 900 mm  
 16 m PVC Insulated wire, 7x 0.16 mm conductors, 1.25 mm outer Ø [ Altronics W2257\*]  
 3 m PVC Insulated wire, 24 x 0.20 mm conductors, 2.0 mm outer Ø [ Altronics W 2112\*]  
 600 mm solid copper wire, 1.2 mm Ø [ Altronics W0409\* ]  
 6 x Alligator Clips, 45 mm  
 6 x Black Poly Riser pipes, 15 mm Ø x 150 mm, threaded both ends  
 2 x PVC Tee Couplings, 15 mm Ø with one

threaded socket

1 x Brass Tee Coupling, 15 mm Ø with threaded sockets

2 x PVC Elbow Couplings, 15 mm Ø with one threaded socket

1 x PVC Joiner 15 mm Ø with threaded sockets

- Nearest sizes

### Balun for feedline

1 x Weatherproof ABS Box, 85 mm x 50 mm x 30 mm

1 x Toroidal Balun ( see below )

### Support Mast

2 x 2 m Paint Roller telescopic extension handles [ second hand ]

1 x Camera Tripod, ( Pan & Tilt Head removed ) [ second hand ]

12 m Polypropylene rope, 4 mm Ø

3 Large Tent pegs

## CONSTRUCTION :

The antenna was constructed according to the basic Ozipole design by MNCARG.

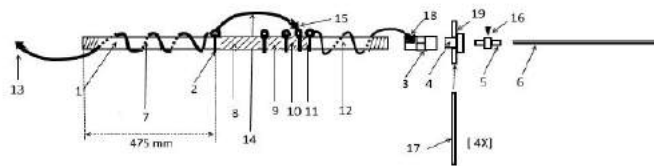
(It seems that the instructions have been removed from their website, but can be found on various Yahoo groups including

<https://groups.yahoo.com/neo/groups/Ozipole>

and

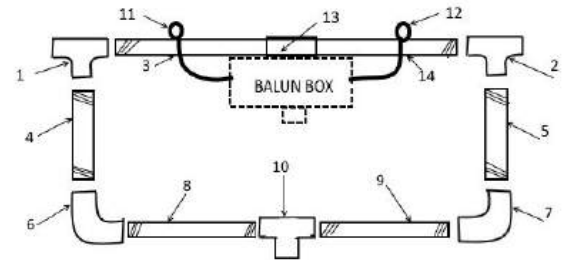
<https://groups.yahoo.com/neo/groups/hfpack>

Where I used a different construction method, it is explained below.



#### RADIATOR CONSTRUCTION

- 1 Black Poly Riser pipe, 15 mm Ø x 900 mm, threaded both ends
- 2 Brass Machine Screws, 3 mm x 25 mm with copper wire loops
- 3 Brass Pipe Coupling, 2 x 15 mm Ø female
- 4 Brass Reduction Bushing, 15 mm male to 6 mm Ø female
- 5 Brass Nipple, 6 mm Ø male
- 6 Telescopic Whip 900 mm
- 7 Copper wire PVC insulated, (24 x 0.20 mm), 750 mm
- 8 L1 : 75 turns PVC insulated wire (7 x 0.16 mm)
- 9 L2 : 38 turns PVC insulated wire (7 x 0.16 mm)
- 10 L3 : 9 " " " " " "
- 11 L4 : 6 " " " " " "
- 12 Copper wire PVC insulated, (24 x 0.20 mm), 350 mm
- 13 Alligator clip
- 14 Copper wire PVC insulated, (24 x 0.20 mm), 220 mm
- 15 & 18 Alligator Clips
- 16 Set Screw 3 mm x 10 mm
- 17 Brass tubing, 3 mm Ø x 300 mm [4x]
- 19 Brass tubing, 4 mm Ø x 37 mm [4x]



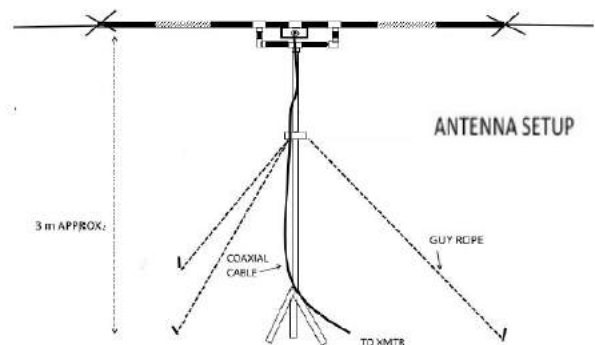
#### DIPOLE SUPPORT BRACKET

- 1 & 2 PVC TEE CONNECTION, 15 mm Ø
- 3 & 14 BLACK POLY RISER PIPE, 15 mm Ø, 150 mm
- 4 & 5 BLACK POLY RISER PIPE, 15 mm Ø, 150 mm
- 6 & 7 PVC ELBOW CONNECTION, 15 mm Ø
- 8 & 9 BLACK POLY RISER PIPE, 15 mm Ø, 150 mm
- 10 BRASS TEE CONNECTION, 15 mm Ø THREADED
- 11 & 12 SOLID COPPER WIRE LOOPS
- 13 PVC JOINER 15 mm Ø

The radiators were constructed as shown above. After winding the coils, the ends were soldered to bare solid copper wire loops, which serve as tap points for the 40 m, 20 m, 15 m, 10m and 6 m bands, progressing outwards. A link (14) with an alligator clip (15) is used to select the tap position for each band. Another link (12) is connected to the brass coupling (3) with an alligator clip (18), and the radiator wire (7) is attached to the balun at another copper wire loop by an alligator clip (13) ( see Support Bracket diagram ). Short 4 mm Ø brass tubes (19) were soldered into holes drilled in the reduction bushing (4). Up to four of the 300 mm x 3 mm Ø tubes can be inserted into these sockets to produce a variable amount of capacitance loading when the antenna is assembled. ( See Tuning Chart below )

The Support Bracket was assembled as shown below, applying PVC cement to the joints. The PVC Tee connectors (1 & 2) may need to be reamed out a little to provide a tight friction fit for the radiator poly pipes, which should not fall out when the dipole is assembled. NB : Do not glue the radiators into the Tee connectors.

The dipole should be raised to a height of approximately 3 metres. I used a camera tripod and two paint roller extension handles to obtain the height, with guy ropes for lateral support.



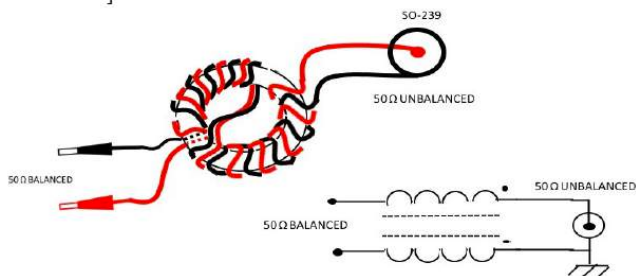
#### BALUN & FEEDLINE

A 1: 1 balun was used on the 40 m to 10 m bands. The construction of the balun is shown below.

#### 1:1 BALUN

11 Bifilar turns of PVC insulated

wire ( 14 x 0.20 mm ) [ Altronics  
W2263\* ] on 37 mm Ø ferrite toroid

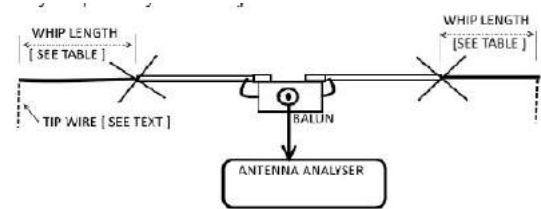


## TUNING

An antenna analyser was used to indicate the resonant frequency of the dipole elements. Tuning is accomplished by selection of the appropriate tap point on the tuning coils L1-L2-L3-L4, installing up to four capacitance loading rods on each side of the antenna, and adjustment of the length of the telescopic whip sections at each end of the elements. If the telescopic whips are not long enough to tune the antenna, extra hanging wires attached at the tips with alligator clips can be used. On the 30 m band, no resonance was obtained and a wide range ATU would be required to use the antenna.

No tuning was carried out on the 6 m band as the balun did not have sufficient bandwidth for 6 m operation.

The Tuning table below shows the results of tuning adjustments. Variable factors including ground conductivity and proximity of other objects will affect the results.



TUNING SETUP

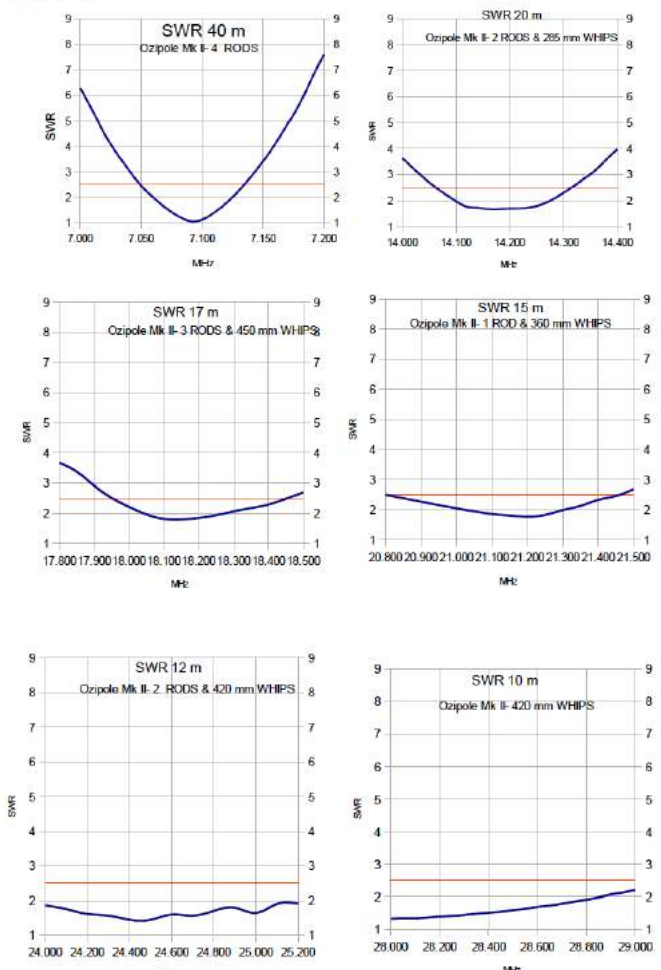
TUNING CHART [ Values shown are examples, alternative configurations are possible ]

F1 [MHz] *	F2 [MHz] *	COILS	WHIPS [mm]	CAPACITANCE RODS <sup>§</sup>	SWR
7.050	7.135	L1-L2-L3-L4	0	4	1.07
7.080	7.140	L1-L2-L3-L4	230	3	1.17
7.070	7.155	L1-L2-L3-L4	875	0	1.18
10.000		N/A			
14.050	14.325	L2-L3-L4	285	2	1.68
14.090	14.410	L2-L3-L4	650	0	1.70
17.950	18.450	L3-L4	450	3	1.81
17.730	18.390	L3-L4	500	2	1.75
20.800	21.450	L3-L4	360	1	1.77
24.000	25.200	L4	420	2	1.79
28.000	29.000	L4	420	0	1.59

\* BANDWIDTH LIMITS FOR SWR < 2.5 (APPROXIMATE)

§ ON EACH HALF OF ANTENNA

SWR GRAPHS






PHOTOGRAPHS




*Dipole Support Frame*



*Radiator Element*



*Loading Coils*



*End of element with sockets for capacitance rods*

Numbered items in the photographs refer to Radiator Construction Diagram


*1:1 Balun*



*1:1 Balun Top View*



*Support Mast*



*Antenna Components*



*Antenna in use*

## New phase for the sun

By Paul VK5PAS

Here is a link to a very interesting article on the sun entering a new unpredicted long-term phase of its evolution as a hydrogen-burning main sequence star.

<http://www.forbes.com/sites/brucedorminey/2016/06/27/sun-has-likely-entered-new-evolutionary-phase-say-astronomers/#7bdad219278e>

## Talk at AREG

By Paul VK5PAS



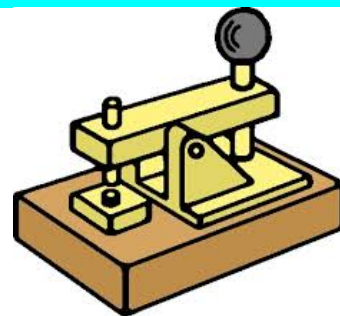
On Friday 17<sup>th</sup> June 2016 I attended the general meeting for the Amateur Radio Experimenters Group (AREG) and delivered a presentation on

WWFF, the VK5 Parks award, what equipment to use whilst portable, and some operating tips.



## Slow Morse sessions

By Paul VK5PAS



Net controller: Garry VK2GAZ (VK2FDU)  
Wednesday nights 8PM (Sydney NSW local time)  
November - April 7.028MHz +/- QRM  
May - October 3.528MHz +/- QRM

Call: CQ CQ QRS Net de VK2FDU  
Power: any level

## KRMNPA Weekend

By Tony VK3XV

Hi All,

Just a reminder that the 2016 Keith Roget Memorial National Park Award activation weekend will take place across 4 days..... Friday November 11- Monday November 14.

This will be 6<sup>th</sup> activation weekend and is designed to provide a sharp focus on the 45 VK3 National Parks for both hunters and activators alike, many of whom may be attempting the somewhat difficult task of reaching the targets of: Merit Award- Hunter / Merit Award- Activator or the perhaps the ultimate Award..... The “Grand Slam”, which is 45 VK3 National Parks activated and 45 VK3 National Parks worked. The Grand Slammers, to date, are Peter VK3ZPF, Peter VK3PF, Julie VK3FOWL and Joe VK3YSP. On the way to the Grand Slam can be found 2 levels of progress and information on these Awards can be viewed at

<https://www.amateurradio.com.au/awards>

I encourage everyone to use the Parks and Peaks resource for information relating to the 45 Parks ..... already you will find 6 Parks listed that are intended to be activated in November. Parks and Peaks can be found at

<http://www.parksnpeaks.org/index.php>

Should you have any questions please contact me direct or via the Group.

Best 73

Tony VK3XV / VK3VTH

## Chasing overseas SOTA & WWFF

By Paul VK5PAS



If you have worked an overseas SOTA or WWFF station, please send me the details to....

[vk5pas@wia.org.au](mailto:vk5pas@wia.org.au)

...and I will include it here.

To work the SOTA & WWFF DX, keep an eye on SOTA Watch....

<http://www.sotawatch.org/>

And WWFF Hamspots.....

<http://hamspots.net/wwff/>

Below is a list of VK5 to DX (SOTA & parks contacts) that I am aware of.

Paul VK5PAS.

- ZL3CC, SOTA ZL3/ CB-737 (25/6/2016)
- EA5IIG/p, EAFF-1069 (1/6/2016)

If you have put together a You Tube video, or spotted a video of interest somewhere, please let me know.

**VK5NIG & VK5STU working VK9PAS.**

<https://youtu.be/mHDoRM3ozBI>

**Why QRP works**

<https://youtu.be/pn1mmATXPUo>

**VK3YE – Freeze your Butt Off**

<https://youtu.be/nyaVHAXwoBI>

## Latest videos

By Paul VK5PAS

